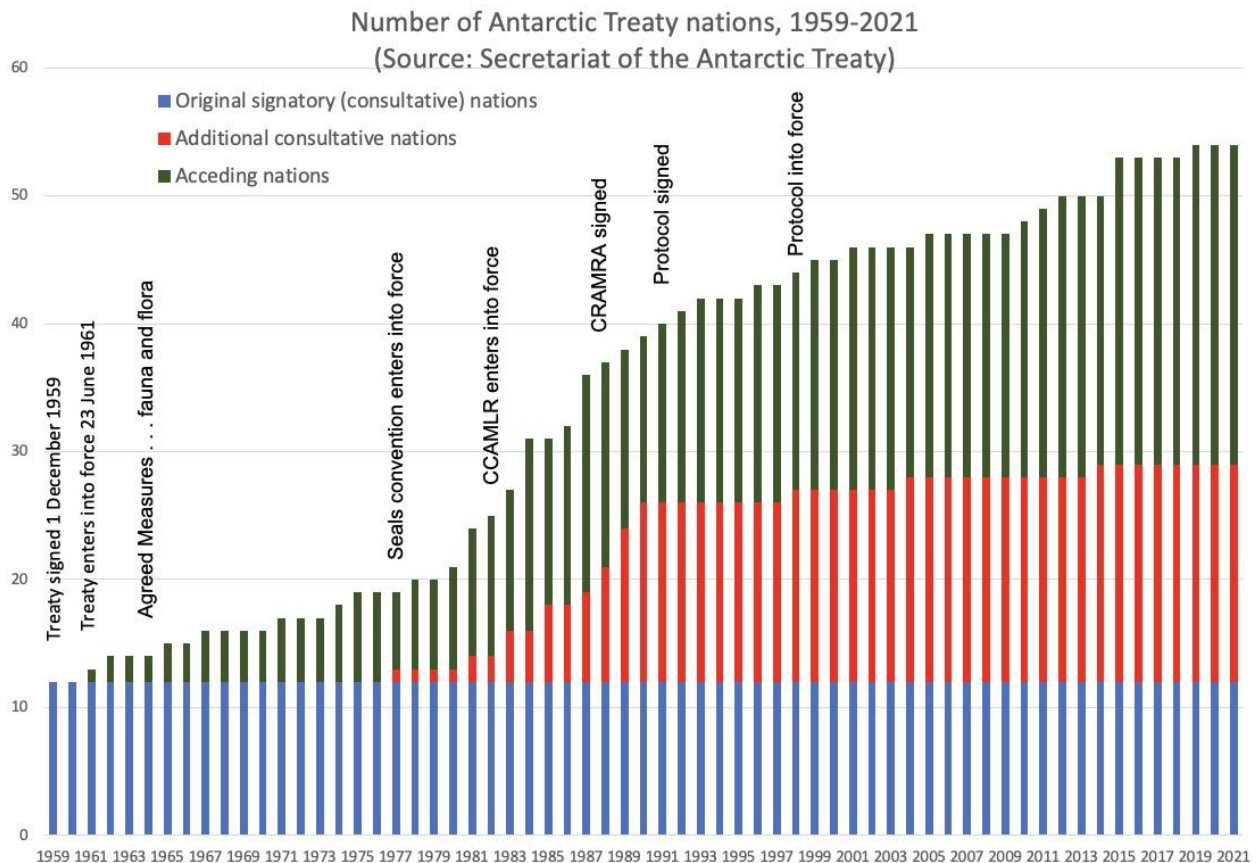


CHARACTERISTICS OF THE ANTARCTIC TREATY NATIONS

Membership

On 23 June 2021 the Antarctic Treaty completed its first 60 years of operation, having over this time secured the peace, launched extensive scientific inquiry, preserved the environment and ecology, and spawned additional agreements in what now is the Antarctic Treaty System.



Since 1961, 42 nations have joined the original 12. An acceding party (green) can achieve consultative status (red) “during such time as that Contracting Party demonstrates its interest in Antarctica by conducting substantial scientific research activity there.” The now 29 consultative parties formulate and recommend to their governments “measures in furtherance of the principles and objectives of the Treaty.”

After the Treaty was signed on 1 December 1959, ratification or formal adherence took place in each of the 12 states “in accordance with its constitutional processes” (Antarctic Treaty Article XIII).¹ The treaty entered into force on 23 June 1961 when all 12 signing nations had sent their

¹ The U.S. Constitution establishes the process for the United States. The President has the power to make treaties, “providing two thirds of the Senate present concur” (Article II). On 15 February 1960 the President transmitted the Treaty to the Senate “recommending early and favorable consideration.” On 10 August the Senate voted 66-21 to ratify, making the Antarctic Treaty a part of “the supreme Law of the Land” (Article VI).

instruments to the depositary government, designated in the Treaty as the United States of America.

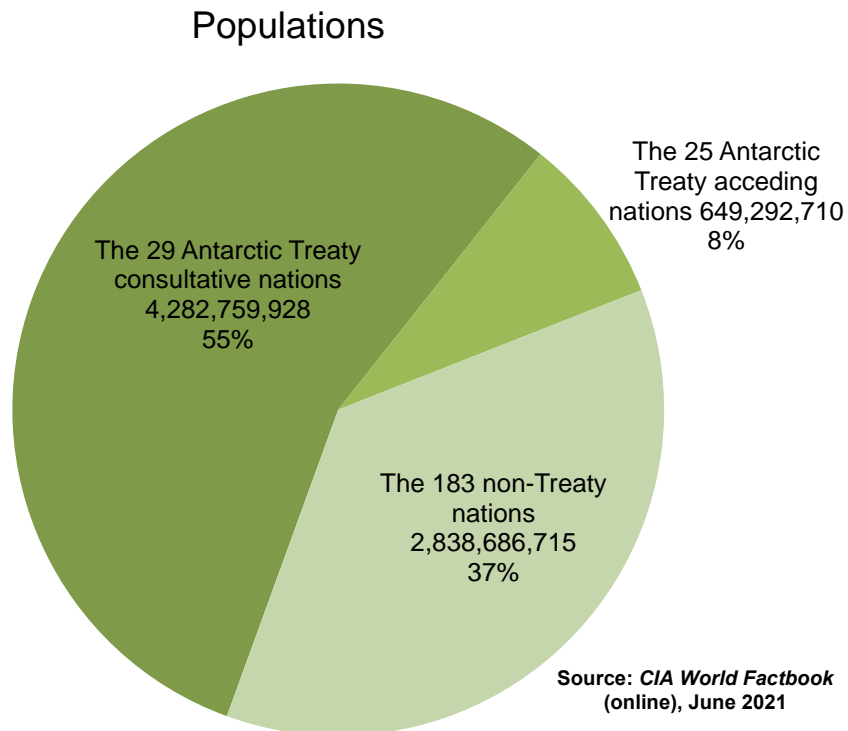
Annotations on the above chart are as follows. Consultative meetings over the years have developed recommendations and measures (see the web site of the Secretariat of the Antarctic Treaty https://www.ats.aq/index_e.html) including the Agreed Measures for the Conservation of Antarctic Fauna and Flora, the Convention for the Conservation of Antarctic Seals, the Convention on the Conservation of Antarctic Marine Living Resources, and the Protocol on Environmental Protection to the Antarctic Treaty to replace the not-adopted Convention for the Regulation of Antarctic Mineral Resource Activities.

Populations

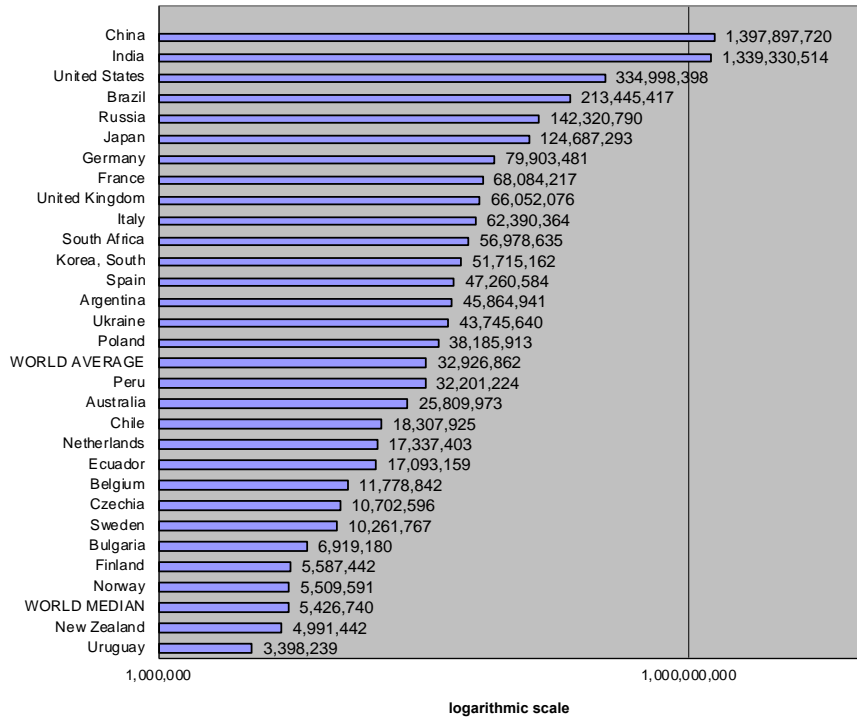
The 54 Antarctic Treaty nations, though comprising just 23 percent of the world's 237 nations, contain 63 percent of the world population.

The 29 consultative Treaty nations contain 55 percent of the world population; they range in population from China, number 1, to Uruguay, number 132 on the CIA *World Factbook* list of the world's 237 nations. Their average population is 147,681,377, and the median is 43,745,640.

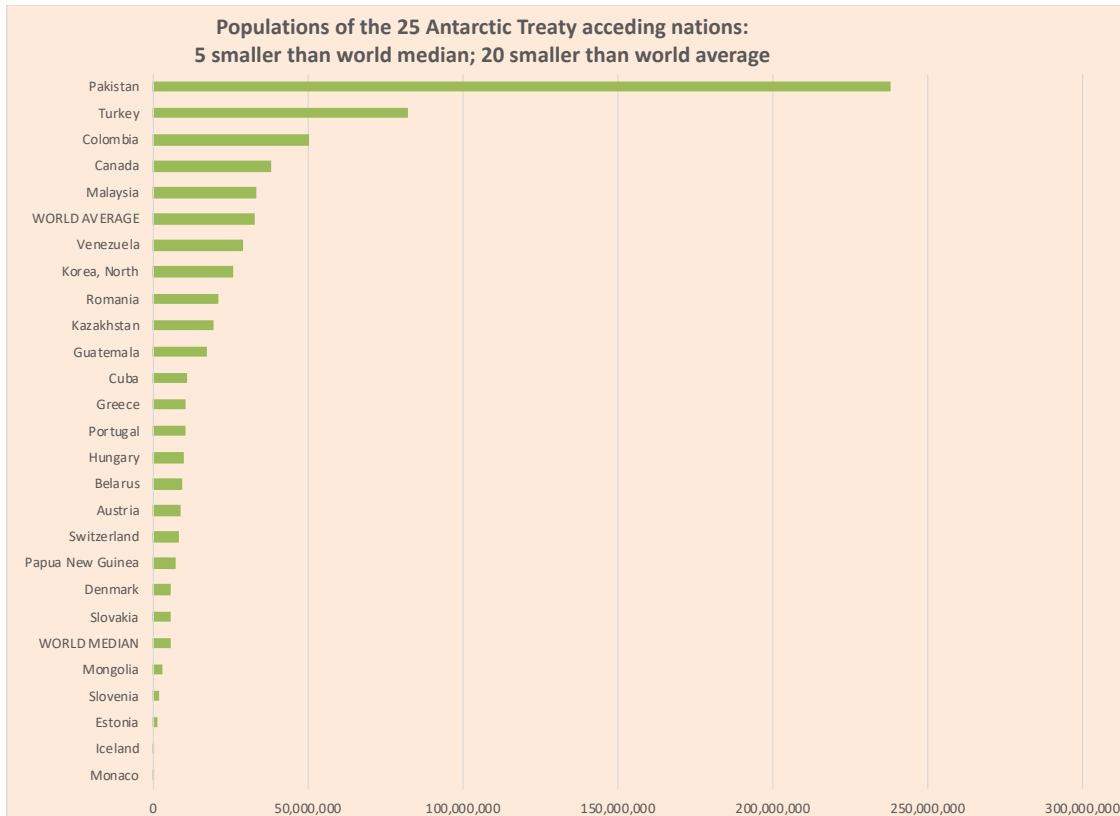
The 25 acceding nations range in population from Pakistan, number 5, to Monaco, number 216. Their average population is 25,971,708, and the median is 10,263,850.



**Populations of the 29 Antarctic Treaty consultative nations:
2 smaller than world median; 13 smaller than world average**



**Populations of the 25 Antarctic Treaty acceding nations:
5 smaller than world median; 20 smaller than world average**

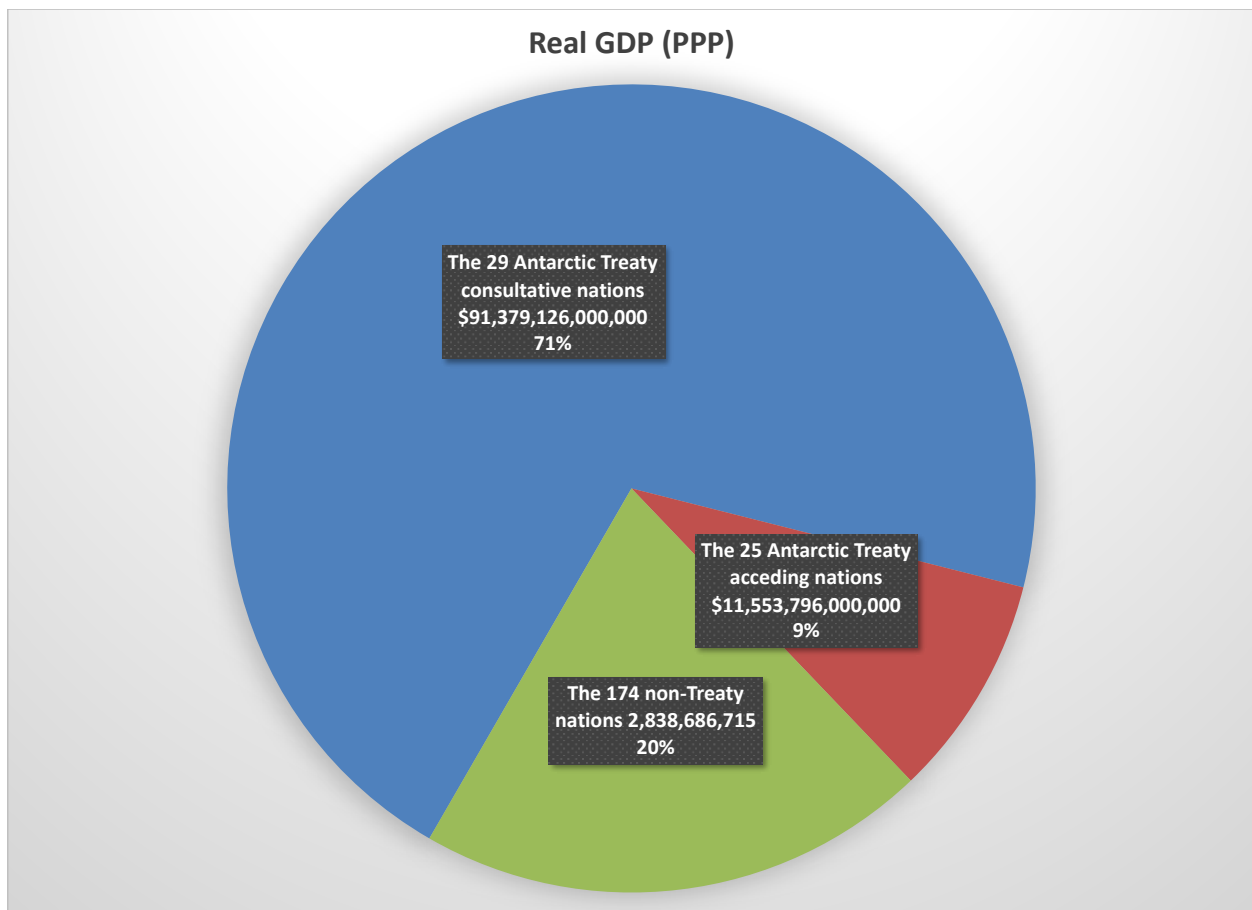


Gross domestic product (purchasing power parity)

The 54 Antarctic Treaty nations, though comprising just 24 percent of the world's 228 nations with GDPs reported in the *World Factbook*, produce 80 percent of the world's tabulated goods and services, or real GDPs.

The 29 consultative Treaty nations represent 71 percent of the world domestic product; their real GDPs range from China, number 1, to Uruguay, number 102 on the *World Factbook* list. The average consultative nation's real GDP is \$3,151,004,344,828.

The real GDPs of the 25 acceding nations range from Turkey, number 13, to Monaco, number 169. Their average GDP is \$462,151,840,000.



Discussion

In round numbers, the member nations of the Antarctic Treaty represent two-thirds of the world population, and they produce four-fifths of the world's goods and services.

Their *range* of national populations and GDPs is robust. The consultative nations are somewhat more populous and have higher GDPs than the acceding nations. The Antarctic Treaty nations as a group have somewhat larger populations and higher GDPs than the world's nations overall.

Acknowledgements

This paper has been compiled in recognition of the 60th anniversary of the 23 June 1961 entry into force of the Antarctic Treaty. In some minor way, its intent is to acknowledge the contributions by uncounted numbers of diplomats, elected officials, civil servants, scientists, support personnel, and others to the Treaty's successes.

The sources of information are two: the Secretariat of the Antarctic Treaty and the CIA *World Factbook*, both online and available for public use.

Excel spreadsheets used to compile the charts are available from the undersigned.

This paper is being posted during the XLIII Antarctic Treaty Consultative Meeting, 14-24 June 2021. Any decisions regarding Treaty membership made during the meeting are not reflected in this paper.

Guy G. Guthridge
Editor
Antarctican Society newsletter
23 June 2021